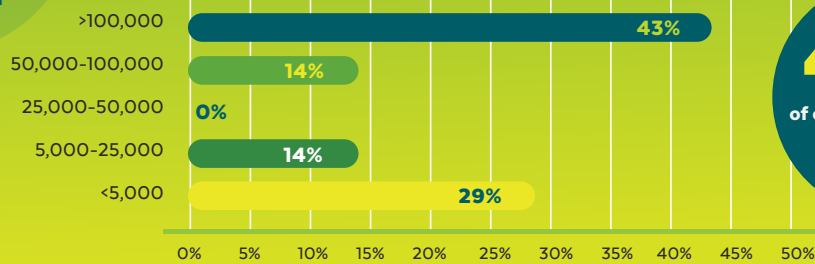


CYBER THREAT INTELLIGENCE REPORT

Research Gathered from Vology's Cyber Threat Assessment Program Evaluations

220,000+
average number of IPS events detected over a 4-day period

% of Organizations by Number of Daily Security Intrusion Events



43%
of organizations have 100,000+ IPS events per day

APPLICATION VULNERABILITY

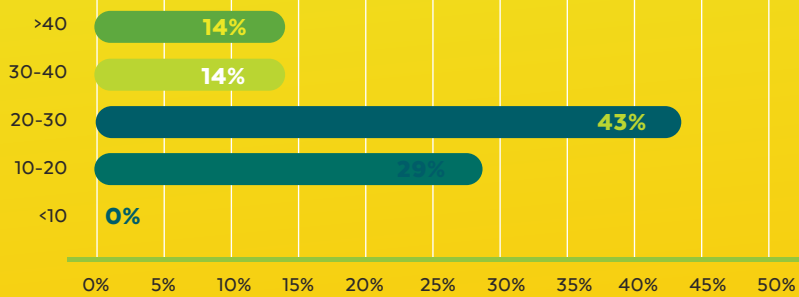
100%
of organizations experienced severe breach attempts

86%
of organizations experienced high to mid-level breach attempts

APPLICATION [X]

Buffer errors had the highest vulnerability representing 22% of attacks followed by information disclosures receiving 14% and DoS with 12%

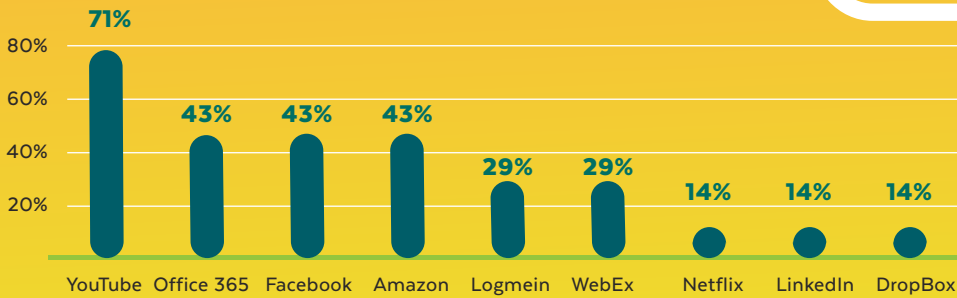
% of Organizations by Number of Attacks



NETWORK USAGE

Cloud SaaS

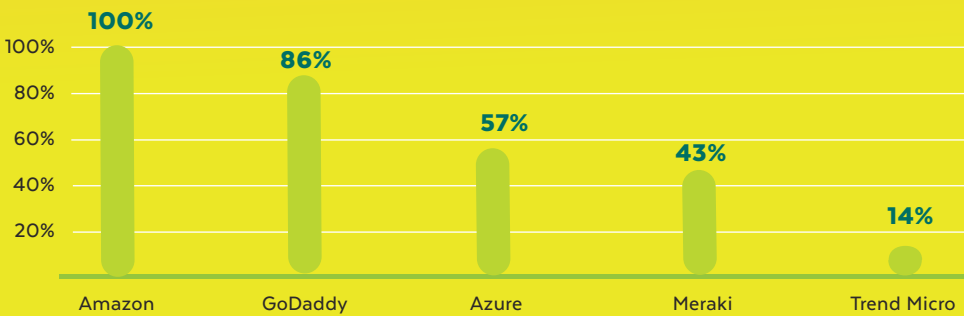
Cloud SaaS – % of time App appears in top 3 highest usage



Cloud IaaS

Cloud IaaS – % of time appears in top 3 highest usage

Knowing what apps are being accessed can help ensure sensitive corporate data is not transferred to the Cloud or exposed by a breach.



GET IN TOUCH